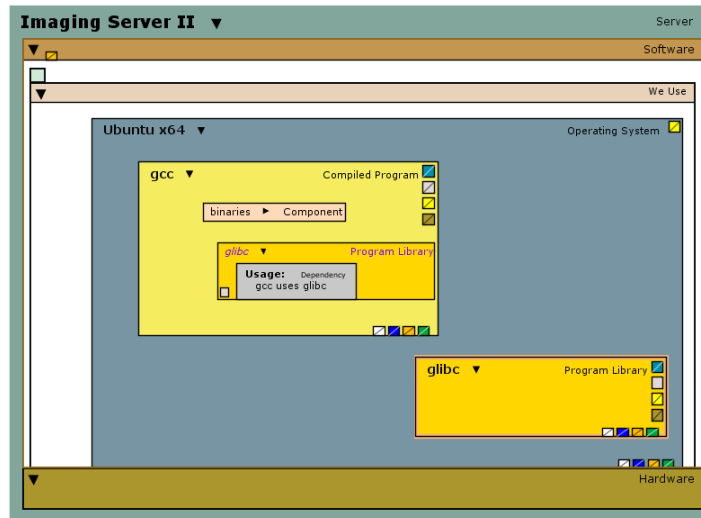
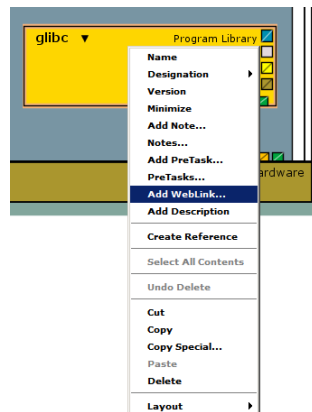


You can attach a URL to any mingus and use it to open a web page, a location, or a file. Consider the following example:



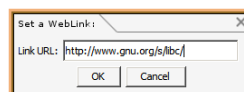
Right-clicking in the Program Library mingus glibc displays the menu:




Choosing Add WebLink displays the WebLink dialog box:



You can type or paste in the URL:

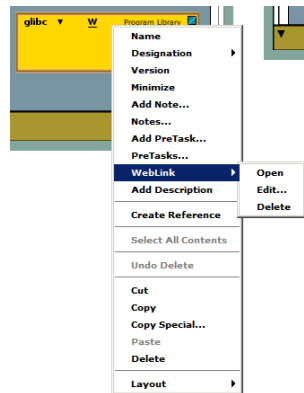


The mingus now displays a W link:



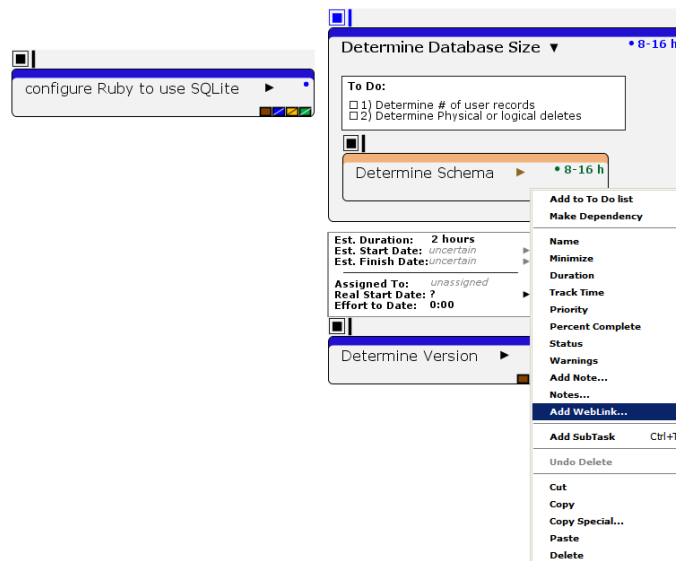
Clicking on the W opens the specified location.

The Right-click menu changes:



You can open the link from here, edit it, or delete it.

Note that you can insert a WebLink in project mingus as well:



When you copy/paste a Windows directory to open a file or a directory on a PC, Tecknaro will automatically convert the Windows path to proper URL syntax. For example, if you type or paste in the following:

C:\Users\Nicola\Documents\Schema Files\DataBase Schematics\SQLite Schema

Tecknaro will convert it to:

file:/C:/Users/Nicola/Documents/Schema%20Files/DataBase%20Schematics/SQLite%20Schema

Similarly, if you type or paste in the following:

\\file-server\Clients\ABC Company\Project RFP {original}.pdf

Tecknaro will convert it to:

file:///file-server/Clients/ABC%20Company/Project%20RFP%20%7Boriginal%7D.pdf